



# Eastern Irrigation District

Phone: (403) 362-1400 | Fax: (403) 362-6206 | Email: eid@eid.ca | www.eid.ca  
 P.O. Box 128 | 550 Industrial Road West | Brooks, Alberta | Canada T1R 1B2

## Capital Assets Charge – Irrigator Survey

Thank you for responding to the Capitals Assets Charge survey. The results of the survey are as follows:

**Total number of survey responses: 388**

<p>Infill and efficiency acres up to a maximum of 50 acres:</p> <p style="text-align: center;">Average of all respondents: <b>\$940</b></p>	<p>Infill and efficiency acres over a maximum of 50 acres, and for new parcel acres:</p> <p style="text-align: center;">Average of all respondents: <b>\$2,286</b></p>
---	--

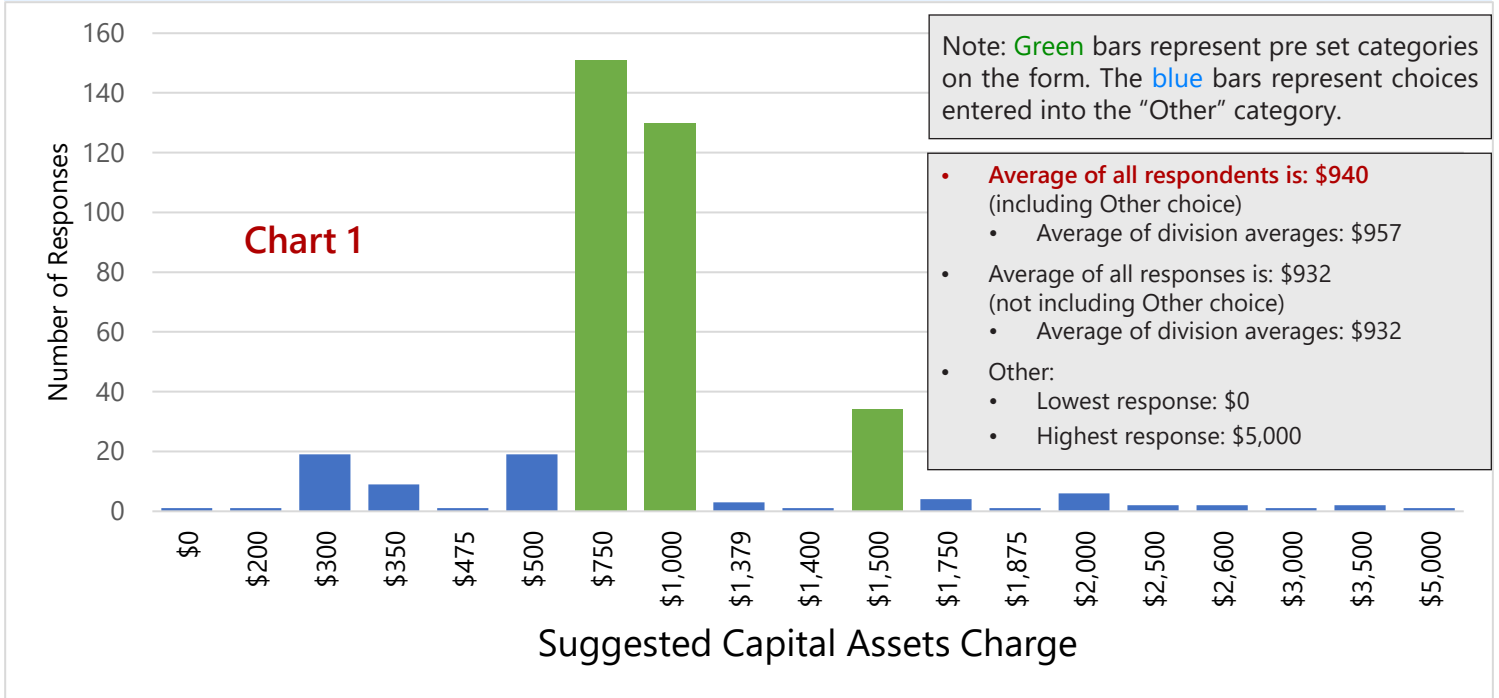
### Survey Respondents: By Voter Division

Voting Division	2021 Eligible Voters	Number of Respondents	Divisional % of Respondents
Division 1 (Gem/Bassano)	251	71	28.3%
Division 2 (Rosemary/Duchess)	275	70	25.5%
Division 3 (Patricia/Millicent)	171	46	26.9%
Division 4 (Cassils/Brooks)	161	54	33.5%
Division 5 (Scandia/Rainier)	155	60	38.7%
Division 6 (Tilley)	201	55	27.4%
Division 7 (Rolling Hills)	123	32	26.0%
<b>Totals</b>	<b>1,337</b>	<b>388</b>	<b>Average: 29.5%</b>

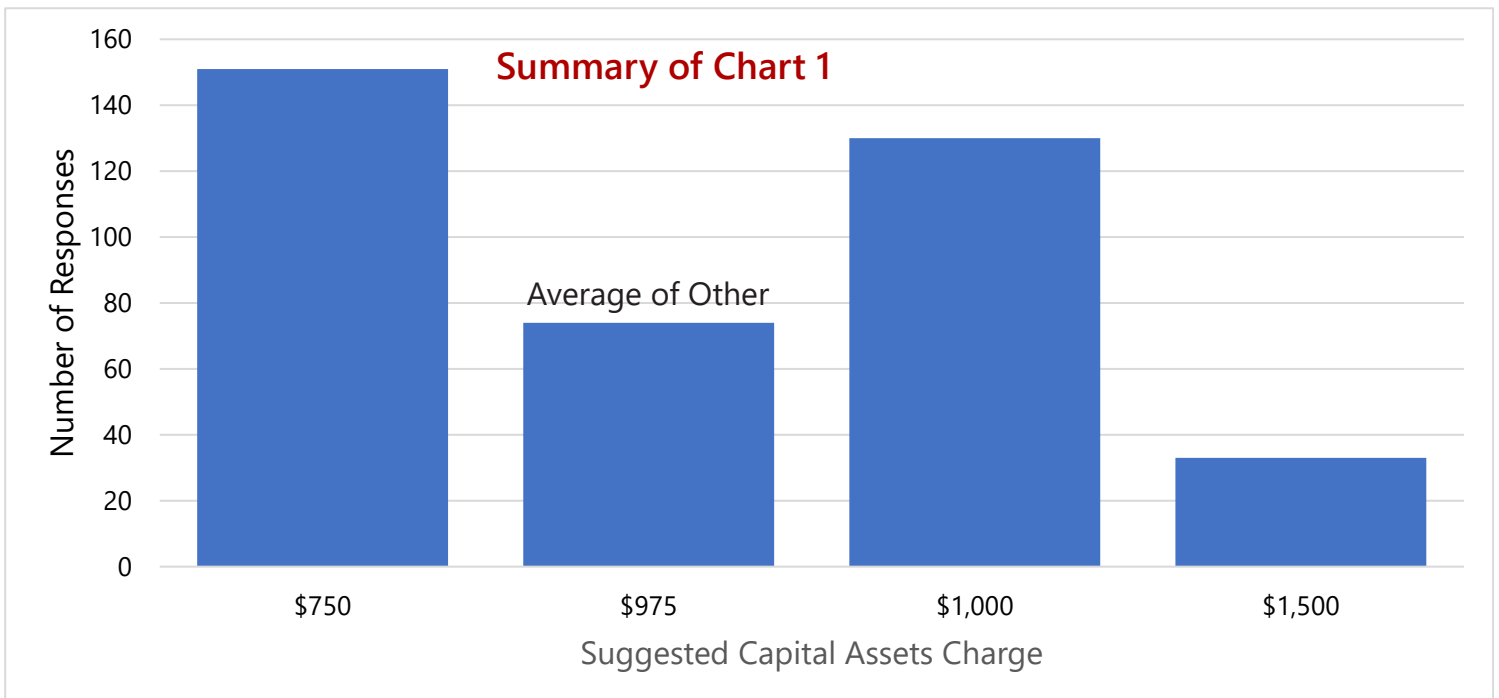
### Average CAC Response By Voting Division

Voting Division		1	2	3	4	5	6	7
<b>Total Respondents</b>		<b>71</b>	<b>70</b>	<b>46</b>	<b>54</b>	<b>60</b>	<b>55</b>	<b>32</b>
Average of responses for Infill and Efficiency acres up to a maximum of 50 acres	All Responses	\$624	\$867	\$940	\$949	\$930	\$1,439	\$952
	Not Including Other	\$808	\$924	\$946	\$928	\$882	\$1,149	\$884
Infill and Efficiency acres over a maximum of 50 acres, and for New Parcel acres	All Responses	\$1,499	\$2,071	\$2,321	\$2,550	\$1,941	\$3,842	\$2,102
	Not Including Other	\$1,965	\$2,332	\$2,426	\$2,198	\$2,115	\$2,229	\$2,258

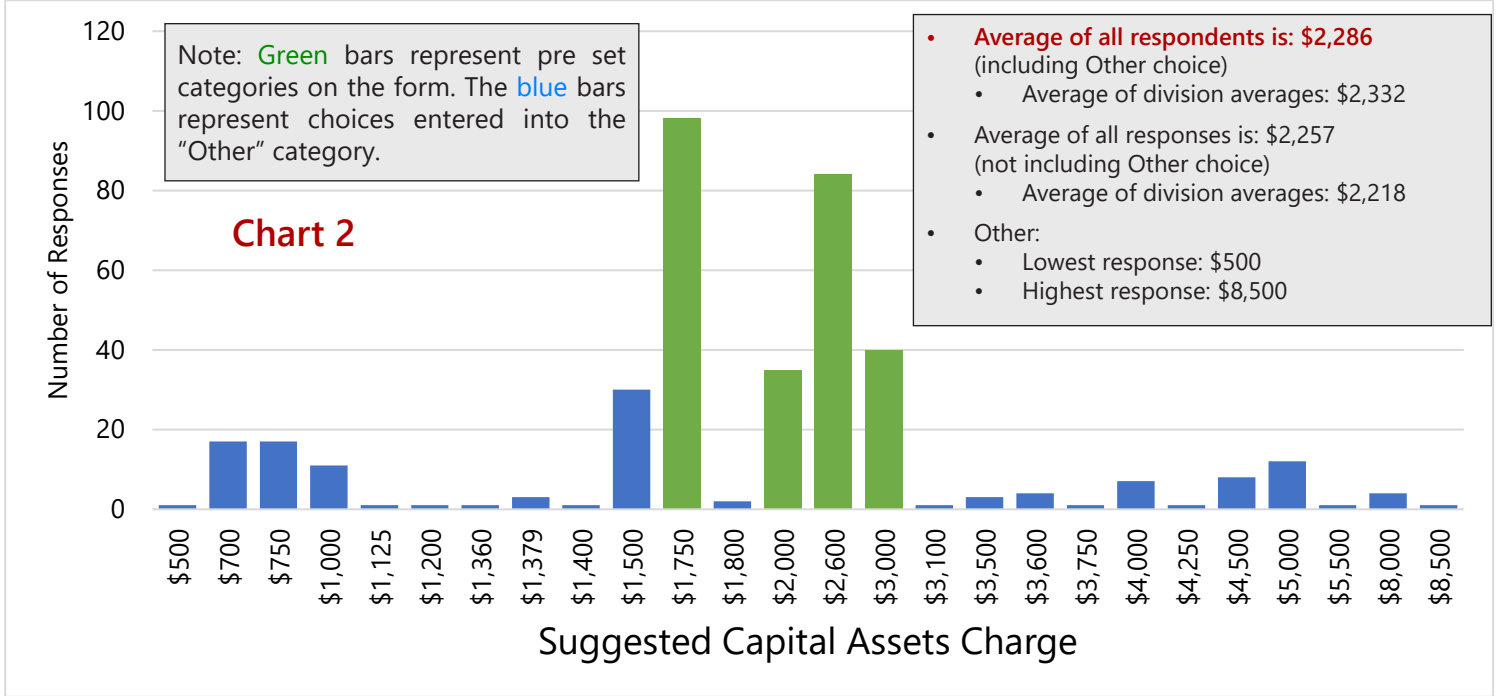
# Infill and Efficiency Acres Up To a Maximum of 50 Acres by Category



Survey Choices	% of Responses	Number of Responses
\$750	38.92%	151
\$1,000	33.51%	130
\$1,500	8.51%	33
Other	19.07%	74
<b>Total</b>		<b>388</b>



# Infill and Efficiency Acres Over a Maximum of 50 Acres, and for New Parcel Acres by Category



Survey Choices	% of Responses	Number of Responses
\$1,750	25.26%	98
\$2,000	9.02%	35
\$2,600	21.65%	84
\$3,000	10.31%	40
Other	33.76%	131
<b>Total</b>		<b>388</b>

